



Is There Going to Be a Eurozone Recession in 2020?

The traditional leading indicators are saying different things.

February 2020

KEY INSIGHTS

- Two leading eurozone recession indicators—the German bund yield curve and M1 money growth—are currently giving very different signals.
- Our analysis suggests that neither may be particularly reliable this time because central bank quantitative easing (QE) has weakened the predictive power of both.
- Consumer and business surveys continue to be reliable predictors of recession in the age of QE—and these suggest the risk of a recession in 2020 is low.



Tomasz Wieladek
International Economist

The inversion of the German bund yield curve in the third quarter of last year raised concerns that the eurozone may be heading for a recession (like a U.S. Treasury yield curve inversion, an inverted bund yield curve is regarded as a harbinger of recession). However, eurozone M1 (currency supply in circulation) growth, which is also seen as a reliable indicator of recession, is currently signaling a return to expansion. Which of these two measures should we trust?

German bund yield curve inversions have preceded recessions in Europe since before the euro was formally adopted in 1999 (see Figure 1). There are three probable reasons for this: First, past recessions in Germany have tended to spill over into other economies in mainland Europe; second, German yield curve inversions have reflected macroeconomic shocks in common with all large economies in Europe; and third, prior to the euro, the German

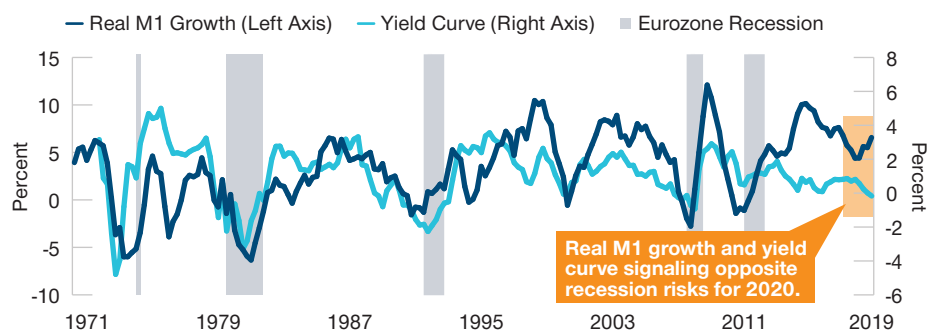
deutsche mark was the anchor currency of the European Monetary System of exchange rates, which meant that German yield curve inversions following monetary tightening always likely led to a slowdown/recession in other countries as well.

Following the adoption of the euro in 1999, inversion in the bund market continued to be a reliable predictor of recessions in the eurozone. This is likely because Germany has one of the highest degrees of financial development in the eurozone and its lack of sovereign risk—unlike, say, Spain and Italy—means that bund yields are more reflective of European Central Bank (ECB) policy rate expectations than term premia. However, during this period, the yield curve inversion also appears to have once sent a false signal: In the first quarter of 2001, the yield curve inverted but no eurozone-wide recession followed. There was a recession in Germany and then France, but Italy,

(Fig. 1) Divergent Signals for Eurozone Recession

The yield curve and M1 growth suggest different outcomes.

As of December 31, 2019



Sources: Centre for Economic Policy Research and ECB Statistical Data Warehouse.

“ German bund yield curve inversions have preceded recessions in Europe since before the euro was adopted.

Spain, and other European countries remained recession-free as they were experiencing very rapid credit growth as a direct result of the creation of the euro. It is, however, unlikely that these mitigating conditions will be repeated, and inversions in the German yield curve have once again reliably indicated future eurozone recessions.

Real M1 growth has also been a very reliable predictor of eurozone recessions. A large fall in real M1 growth has preceded every eurozone recession, while rebounds typically hail a recovery. As with the inverted yield curve, there is no consensus among economists about the precise mechanism underlying the predictive power of real M1 growth. However, it is broadly accepted that large swings in real narrow money (M1) aggregates affect asset prices, leading to large wealth effects, which, in turn, influence aggregate demand and help to predict turning points in the cycle.

Until recently, real M1 growth and the bund yield curve typically provided the same signal ahead of a recession. However, the most recent real M1 growth rates have been strong by historical standards. This means that, for the first time, the yield curve has inverted (signaling eurozone recession) at the same time that M1 money supply has continued to grow robustly

(signaling a return to expansion). Determining which of these signals is correct is a key question for eurozone bond investors in 2020.

Are Macrofinancial Indicators Reliable in the Age of QE?

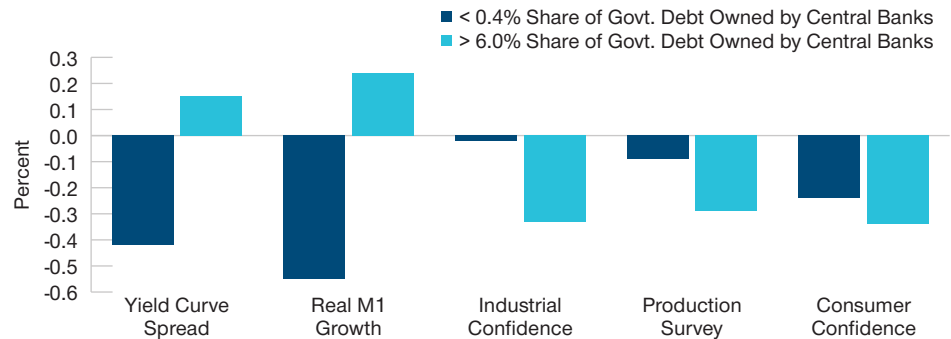
In truth, however, it is possible that neither the yield curve nor M1 growth are particularly reliable indicators of the likelihood of a recession on this occasion because central bank QE has weakened the predictive power of both. The yield curve consists of a term premium and an interest rate expectation component. When bond markets are convinced that a period of long monetary easing lies ahead, the interest rate expectation component will push the long-term rate below the short-term rate, leading to a yield curve inversion ahead of recession. However, by purchasing government debt, central banks have relied on compressing the spread between the long-term and short-term government bond yields. This explicit intervention in the bond market means that it probably takes less negative news to invert the curve than in the past, limiting the efficacy of a yield curve inversion as a predictor of recession.

Similarly, a large component of M1 is the central bank's balance sheet. Any large central bank balance sheet expansion, whether due to QE or long-term

(Fig. 2) Central Bank Debt Ownership Distorts Data

Yield curve and M1 growth signals are scrambled.

Analysis as of December 31, 2019



Shows correlation of indicators with recessions two quarters later using data for G7 economies from 1986–2011.

Sources: ECRI, OECD Main Economic Indicators. Data analysis by T. Rowe Price.

“...for the first time, the yield curve has inverted at the same time that M1 money supply has continued to grow robustly.

refinancing operation, can, therefore, distort the recession signal sent by M1, especially if it is spread over many months as in the case of the ECB’s QE.

Our internal research backs up these concerns. We collected data on the share of government debt on central bank balance sheets for the G7 economies from 1986–2011, then analyzed the strengths of the poly-serial correlation between these indicators and recessions two quarters ahead. The results from this exercise, illustrated in Figure 2, show that the yield curve spread and real M1 growth predict recession well when the share of government debt on the central

bank balance sheet is less than 0.4% (they are negatively correlated, so a positive yield curve spread or strong real M1 growth implies a low recession risk). However, if the share of government debt on central bank balance sheets is greater than 6%, then these variables have the wrong sign (positive correlation)—and have therefore lost their predictive power.

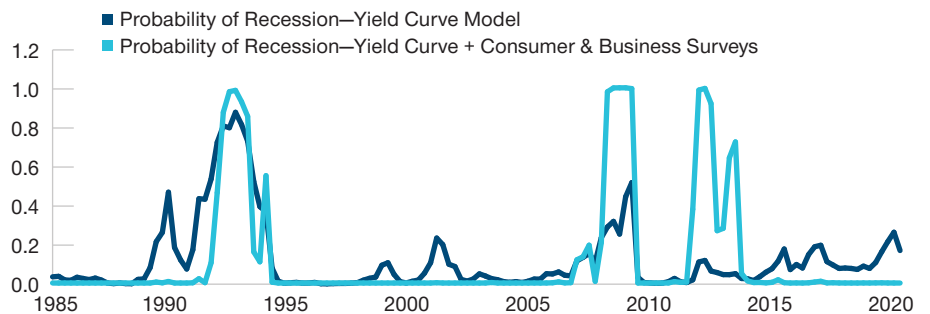
Which Variables Remain Reliable Indicators of Recession?

If yield curve inversion and real M1 growth are less reliable indicators of a recession in the age of QE, what other signals can investors turn to?

(Fig. 3) Surveys Provide Fuller Picture

Our model predicts a very low chance of recession.

As of December 31, 2019



Actual outcomes may vary significantly.

Sources: CEPR, OECD Main Economic Indicators. Data analysis by T. Rowe Price.

“...consumer confidence and business surveys continue to be correlated with recession risks even when the central bank owns more than 6% of government debt.

Our analysis suggests that consumer confidence and business surveys continue to be correlated with recession risks even when the central bank owns more than 6% of government debt. We include these variables into a standard predictive model of recession based on the bund yield curve (see Figure 3). These additional variables clearly improve the predictive power of the model for past recessions, raising the probability of recessions before they actually occur and lowering false signals. For 2020, this model indicates that the probability of recession is just

above zero—much lower than the 27% implied by the yield curve model alone.

Among the surveys, the most reliable statistical predictor of recession two quarters ahead is consumer confidence. While the age of QE persists, investors may find it useful to consider consumer confidence surveys in addition to the bund yield curve and real M1 growth when assessing eurozone recession risks. At present, consumer confidence surveys are predicting there will not be a eurozone recession this year.

WHAT WE'RE WATCHING NEXT

To assess recession risks in times of QE, we are now watching both business and consumer surveys. While business surveys such as PMIs have only begun to improve, consumer confidence surveys remain at strong levels. We will continue watching these surveys to assess imminent recession risks.

T. Rowe Price focuses on delivering investment management excellence that investors can rely on—now and over the long term.

T.RowePrice[®]

Important Information

This material is being furnished for general informational and/or marketing purposes only. The material does not constitute or undertake to give advice of any nature, including fiduciary investment advice, nor is it intended to serve as the primary basis for an investment decision. Prospective investors are recommended to seek independent legal, financial and tax advice before making any investment decision. T. Rowe Price group of companies including T. Rowe Price Associates, Inc. and/or its affiliates receive revenue from T. Rowe Price investment products and services. **Past performance is not a reliable indicator of future performance.** The value of an investment and any income from it can go down as well as up. Investors may get back less than the amount invested.

The material does not constitute a distribution, an offer, an invitation, a personal or general recommendation or solicitation to sell or buy any securities in any jurisdiction or to conduct any particular investment activity. The material has not been reviewed by any regulatory authority in any jurisdiction.

Information and opinions presented have been obtained or derived from sources believed to be reliable and current; however, we cannot guarantee the sources' accuracy or completeness. There is no guarantee that any forecasts made will come to pass. The views contained herein are as of the date written and are subject to change without notice; these views may differ from those of other T. Rowe Price group companies and/or associates. Under no circumstances should the material, in whole or in part, be copied or redistributed without consent from T. Rowe Price.

The material is not intended for use by persons in jurisdictions which prohibit or restrict the distribution of the material and in certain countries the material is provided upon specific request. It is not intended for distribution to retail investors in any jurisdiction.

Australia—Issued in Australia by T. Rowe Price Australia Limited (ABN: 13 620 668 895 and AFSL: 503741), Level 50, Governor Phillip Tower, 1 Farrer Place, Suite 50B, Sydney, NSW 2000, Australia. For Wholesale Clients only.

Brunei—This material can only be delivered to certain specific institutional investors for informational purpose upon request only. The strategy and/or any products associated with the strategy has not been authorised for distribution in Brunei. No distribution of this material to any member of the public in Brunei is permitted.

Canada—Issued in Canada by T. Rowe Price (Canada), Inc. T. Rowe Price (Canada), Inc.'s investment management services are only available to Accredited Investors as defined under National Instrument 45-106. T. Rowe Price (Canada), Inc. enters into written delegation agreements with affiliates to provide investment management services.

China—This material is provided to specific qualified domestic institutional investor or sovereign wealth fund on a one-on-one basis. No invitation to offer, or offer for, or sale of, the shares will be made in the People's Republic of China ("PRC") (which, for such purpose, does not include the Hong Kong or Macau Special Administrative Regions or Taiwan) or by any means that would be deemed public under the laws of the PRC. The information relating to the strategy contained in this material has not been submitted to or approved by the China Securities Regulatory Commission or any other relevant governmental authority in the PRC. The strategy and/or any product associated with the strategy may only be offered or sold to investors in the PRC that are expressly authorized under the laws and regulations of the PRC to buy and sell securities denominated in a currency other than the Renminbi (or RMB), which is the official currency of the PRC. Potential investors who are resident in the PRC are responsible for obtaining the required approvals from all relevant government authorities in the PRC, including, but not limited to, the State Administration of Foreign Exchange, before purchasing the shares. This document further does not constitute any securities or investment advice to citizens of the PRC, or nationals with permanent residence in the PRC, or to any corporation, partnership, or other entity incorporated or established in the PRC.

DIFC—Issued in the Dubai International Financial Centre by T. Rowe Price International Ltd. This material is communicated on behalf of T. Rowe Price International Ltd. by its representative office which is regulated by the Dubai Financial Services Authority. For Professional Clients only.

EEA ex-UK—Unless indicated otherwise this material is issued and approved by T. Rowe Price (Luxembourg) Management S.à r.l. 35 Boulevard du Prince Henri L-1724 Luxembourg which is authorised and regulated by the Luxembourg Commission de Surveillance du Secteur Financier. For Professional Clients only.

Hong Kong—Issued in Hong Kong by T. Rowe Price Hong Kong Limited, 6/F, Chater House, 8 Connaught Road Central, Hong Kong. T. Rowe Price Hong Kong Limited is licensed and regulated by the Securities & Futures Commission. For Professional Investors only.

Indonesia—This material is intended to be used only by the designated recipient to whom T. Rowe Price delivered; it is for institutional use only. Under no circumstances should the material, in whole or in part, be copied, redistributed or shared, in any medium, without prior written consent from T. Rowe Price. No distribution of this material to members of the public in any jurisdiction is permitted.

Korea—This material is intended only to Qualified Professional Investors upon specific and unsolicited request and may not be reproduced in whole or in part nor can they be transmitted to any other person in the Republic of Korea.

Malaysia—This material can only be delivered to specific institutional investor upon specific and unsolicited request. The strategy and/or any products associated with the strategy has not been authorised for distribution in Malaysia. This material is solely for institutional use and for informational purposes only. This material does not provide investment advice or an offering to make, or an inducement or attempted inducement of any person to enter into or to offer to enter into, an agreement for or with a view to acquiring, disposing of, subscribing for or underwriting securities. Nothing in this material shall be considered a making available of, solicitation to buy, an offering for subscription or purchase or an invitation to subscribe for or purchase any securities, or any other product or service, to any person in any jurisdiction where such offer, solicitation, purchase or sale would be unlawful under the laws of Malaysia.

New Zealand—Issued in New Zealand by T. Rowe Price Australia Limited (ABN: 13 620 668 895 and AFSL: 503741), Level 50, Governor Phillip Tower, 1 Farrer Place, Suite 50B, Sydney, NSW 2000, Australia. No Interests are offered to the public. Accordingly, the Interests may not, directly or indirectly, be offered, sold or delivered in New Zealand, nor may any offering document or advertisement in relation to the Interests be distributed in New Zealand, other than in circumstances where there is no contravention of the Financial Markets Conduct Act 2013.

Philippines—THE STRATEGY AND/ OR ANY SECURITIES ASSOCIATED WITH THE STRATEGY BEING OFFERED OR SOLD HEREIN HAVE NOT BEEN REGISTERED WITH THE SECURITIES AND EXCHANGE COMMISSION UNDER THE SECURITIES REGULATION CODE. ANY FUTURE OFFER OR SALE OF THE STRATEGY AND/ OR ANY SECURITIES IS SUBJECT TO REGISTRATION REQUIREMENTS UNDER THE CODE, UNLESS SUCH OFFER OR SALE QUALIFIES AS AN EXEMPT TRANSACTION.

Singapore—Issued in Singapore by T. Rowe Price Singapore Private Ltd., No. 501 Orchard Rd, #10-02 Wheelock Place, Singapore 238880. T. Rowe Price Singapore Private Ltd. is licensed and regulated by the Monetary Authority of Singapore. For Institutional and Accredited Investors only.

South Africa—T. Rowe Price International Ltd ("TRPIL") is an authorised financial services provider under the Financial Advisory and Intermediary Services Act, 2002 (FSP Licence Number 31935), authorised to provide "intermediary services" to South African investors.

Switzerland—Issued in Switzerland by T. Rowe Price (Switzerland) GmbH, Talstrasse 65, 6th Floor, 8001 Zurich, Switzerland. For Qualified Investors only.

Taiwan—This does not provide investment advice or recommendations. Nothing in this material shall be considered a solicitation to buy, or an offer to sell, a security, or any other product or service, to any person in the Republic of China.

Thailand—This material has not been and will not be filed with or approved by the Securities Exchange Commission of Thailand or any other regulatory authority in Thailand. The material is provided solely to "institutional investors" as defined under relevant Thai laws and regulations. No distribution of this material to any member of the public in Thailand is permitted. Nothing in this material shall be considered a provision of service, or a solicitation to buy, or an offer to sell, a security, or any other product or service, to any person where such provision, offer, solicitation, purchase or sale would be unlawful under relevant Thai laws and regulations.

UK—This material is issued and approved by T. Rowe Price International Ltd, 60 Queen Victoria Street, London, EC4N 4TZ which is authorised and regulated by the UK Financial Conduct Authority. For Professional Clients only.

USA—Issued in the USA by T. Rowe Price Associates, Inc., 100 East Pratt Street, Baltimore, MD, 21202, which is regulated by the U.S. Securities and Exchange Commission. For Institutional Investors only.

© 2020 T. Rowe Price. All rights reserved. T. ROWE PRICE, INVEST WITH CONFIDENCE, and the bighorn sheep design are, collectively and/or apart, trademarks or registered trademarks of T. Rowe Price Group, Inc.